

بِسْمِ اللَّهِ الرَّحْمَنِ الرَّحِيمِ



Biochemistry

Past Papers (2014-2022) / final

Dentistry past papers



Past Papers (2014 - 2020)

Dentistry past papers

Peptides & protein structure

- Which of the following Does NOT represent a peptide that might be present in your body?
- a. Arg-Pro-Pro-Gly-Phe-Ser-Pro-Phe-Arg
- b. Glu-Cys-Gly
- c. Asp-Arg-Val-Tyr-Ile-His-Pro-Phe
- d. Mor-His-Pro
- e. Glu-His-Pro
- Ans: D

- The amino acid that provides proteins with the greatest buffering capacity at physiological pH is:
- a. Arginine
- b. Aspartate
- c. Asparagine
- d. Histidine
- e. Glutamate
- Ans: D

- One of the following is TRUE in regards to prion disease
- a. The disease can be inherited
- b. The disease is caused by defective chaperones
- c. The defective prion protein disrupts protein synthesis
- d. It is a human-specific disease
- e. The prion protein does not have a tertiary structure
- Ans: A

- Cysteines play an important role in the formation of the quaternary structure of this protein
- a. Myoglobin
- B. Immunoglobulin
- c. Collagen
- D. Carbonic anhydrase
- e. Hemoglobin
- Ans: B

- This type of amino acids preferentially
- exists in beta-sheets but not alpha helices
- a.Aromatic amino acids
- b.Non-polar, aliphatic amino acids
- c.Polar amino acids
- d.Proline and glycine
- E.Amino acids with branching at the beta-carbon
- Ans: E

- Beta-alanine is part of this molecule
- a.Oxytocin
- b.Aspartame
- c.Carnosine
- d.Glutathione
- e.Elastin
- Ans: C

- The secondary structures that make up domains are stabilized by
 - a. Proline residues
 - b. Disulfide bonds
 - c. Hydrogen bonds
 - d. R groups
 - E. Prosthetic groups
- Ans: C

- Amphipathic alpha-helices exist in
- a. Membrane receptor with a single transmembrane domain
- b. Cysteine-rich proteins with disulfide bonds
- c. Conjugated, multimeric proteins
- d. Ion channels
- E. Extracellular proteins
- Ans: D

- Patients with phenylketonuria are advised to ingest an aspartame-like sweetener with phenylalanine replaced by
 - a. Alanine
 - b. Tryptophan
 - c. An amino acid analog
 - d. Valine
 - e. Tyrosine
- Ans : A

- A defect in chaperones will result in abnormal
- a. Enzymatic function
- b. Protein localization in cells
- c. Protein folding
- d. Protein denaturation
- e. Protein modification
- Ans: C

- All of the following bonding forces are important in maintaining the tertiary structure of a protein EXCEPT
- a. Peptide bonds
- B. Hydrophobic interactions
- C. Electrostatic interactions
- d. Van der Waals bonds
- e. Disulfide bond
- Ans: A

- The oxygen binding site in myoglobin or hemoglobin is a type of
- a. secondary structural element
- b. quaternary structure
- c. tertiary structural element or domain
- d. motif
- e. supersecondary structure

Ans: C

- What is the net charge of "Ile-His-Ser-Glu-His-Tyr-His" peptide at pH=12?
- a.-2
- b.+2
- c.-1
- d.0
- e.+1
- Answer : A (it maybe -3)

Immunoglobulins ,
Globular and fibrous proteins :

- Covalent interactions are important in the formation of the quaternary structure of all of these proteins EXCEPT
- a.Elastin
- b.Collagen
- c.Immunoglobulin
- d.Hemoglobin
- e.Keratin
- Ans : D

- How many bands would be produced when IgG is subjected to denaturing, reducing SDS-PAGE?
- a.2
- b.3
- c.No bands will be detected
- d.4
- e.1
- Ans : A

- In hemoglobin, the transition from T state to R state is caused by:
- a. Oxygen binding
- b. Subunit association
- c. Fe²⁺ binding
- d. Heme binding
- e. Subunit dissociation
- Ans : A

- One of the following is NOT TRUE in regards to immunoglobulins
- a. All immunoglobulins interact with antigens via non-covalent bonds
- b. Heavy and light chains are linked to each other via covalent bonds
- c. All immunoglobulins exist in multimeric forms
- d. All immunoglobulins can have five different major forms of heavy chains
- e. All immunoglobulins are associated with the cell surfaces of B cells
- Ans : E

- One of the following is NOT true to fibrous proteins
- a. Glycine and proline residue are abundant in collagen, elastin, and keratin proteins.
- b. Disulfide bonds within keratin are the reason for having curly hair.
- c. Hydroxyproline in collagen is necessary for its stability.
- d. Collagen is glycosylated at hydroxylysine residues.
- e. Lysine is involved in crosslinking elastin molecules
- Ans : A

- The heme group of hemoglobin
- a. Associates the iron atom only when oxygen is bound
- b. binds oxygen only when bound with Fe³⁺ atom
- c. is bound to hemoglobin via salt bridges
- d. is positioned in the center of the four hemoglobin subunits
- e. is known as a prosthetic group
- Ans : E

- The oxygen binding site in myoglobin or hemoglobin is a type of
- a.secondary structural element
- b.quaternary structure
- c.tertiary structural element or domain
- d.motif
- e.supersecondary structure
- Ans : C

- What is the important difference between hemoglobin (Hb) and myoglobin (Mb)?
 - a. Mb carries more oxygen molecules than Mb
 - b. Hb binds oxygen more tightly than Mb
 - c. Mb is monomeric but Hb is multimeric
 - d. Their tissue distribution is different
 - e. Hb folds into alpha-helices but Mb folds into beta strands
- Clear my choice
- Ans : C

- The sigmoidal shape of the oxygen saturation curve of hemoglobin indicates that
- a. Hemoglobin is a holoprotein
- b. Hemoglobin is an allosteric protein
- c. Hemoglobin is a hetero-multimeric protein
- d. Hemoglobin has a prosthetic group
- e. Hemoglobin is a conjugated protein
- Ans : b

- One of the following is NOT true in regards to immunoglobulins
- a. They are used in ELISA
- b. Their banding pattern is different in reducing versus non-reducing SDS-PAGE
- c. They have very high specificity towards their target molecules
- d. If they were abzymes, they are considered metalloenzymes
- e. They are excellent in purifying proteins by affinity chromatography
- Ans : d

- The reason why myoglobin cannot be allosteric is because
- a. Myoglobin binds with a strong affinity to oxygen
- b. Myoglobin is a conjugated protein
- c. Myoglobin is a muscle-specific protein
- d. Heme does not change shape when it binds oxygen
- E. Myoglobin is monomeric
- Ans : e

- Decarboxylation of histidine results in the formation of
- a. A monoamine molecule
- b. A sedative molecule
- c. An excitatory neurotransmitter
- d. An Innipor neurranism
- e. An anti-allergic molecule
- Ans : A

- The rate-limiting step in Krebs's cycle is the step of converting isocitrate into alpha-ketoglutarate by isocitrate dehydrogenase, which releases NADH and CO₂ as products. This enzyme
- a. Can be an abzyme
- b. Might be referred to as 4.1.1.42
- c. Can be a ribozyme
- d. Has a quaternary structure
- e. Requires CoA
- Ans: E

- cysteines play an important role in the formation of the quaternary structure of this protein
- a. Myoglobin
- b. Immunoglobulin
- c. Collagen
- d. Carbonic anhydrase
- e. Hemoglobin
- Ans : B

- Distal histidine has this significant role in hemoglobin
- a. It covalently links the heme group to hemoglobin
- b. It prevents the entry of carbon monoxide into the heme binding core
- c. It makes the affinity of hemoglobin to carbon monoxide lower than that of oxygen
- D. It reduces iron when oxygen is released and iron is oxidized
- e. It stabilizes oxygen binding to heme via the formation of hydrogen bonding with it
- Ans : E

- The following residue of collagen is important in intracellular signaling
- a. Proline
- b. Alanine
- c. Hydroxyproline
- d. Glycine
- e. hydroxylysine
- Ans : E

- The following is NOT important in packing collagen fibrils and fibers
- a. Hydroxylysine
- b. Hydroxyproline
- c. Allylsine
- d. Proline
- e. Lysine
- Ans : E

- Temporary hair Styling involves
- a.Reformation of non-covalent interactions
- b.Dihydroxylation of amino acid residues
- c.Removal of sugar attachments
- d.Synthesis of more alpha keratins
- e.Reformation of covalent linkages
- Ans : A

- elastin fibers tend to aggregate back together after stretching due to
- a. The hydroxyproline residues
- b. The lysine crosslinks
- c. The attached carbohydrates
- d. The proline residues
- e. Their hydrophobic nature
- Ans : E

- What is the usual outcome of mutation in the amino acid residues on the surface of hemoglobin?
- a.Reduced oxygen binding
- b. Protein denaturation
- C.Protein aggregation
- D.Protein instability
- E.Usually nothing major
- Ans : E (not sure)

- This is how the propionate groups of heme molecules are positioned in both myoglobin and hemoglobin.
- A.They are covalent linked to distal histidine
- .B.They are oriented towards the exterior surface of the protein.
- C.They are covalently linked to proximal histidine
- .D.They are hidden inside the protein.
- E.They are linked to one of the internal alpha helices.
- Ans : B

- The use of reducing agents will NOT affect the bonding pattern in SDS-PAGE of the following protein:
- A. Immunoglobulin G
- B. Keratin
- C. Immunoglobulin M
- d. Hemoglobin
- E. Oxidized glutathione
- Ans : D (Hb cant form covalent bonds = no disulfide bond)

- The main purpose of the hinge region of antibodies is:
- a. Antibody clearance
- b. Binding phagocytic cells
- C. Allowing better binding to antigen
- d. Site of sugar binding
- E. Binding to antigenic epitopes
- Ans : C

- Lysine, allysine, and hydroxylysine are important in cross-linking collagen molecules, but in elastin. Cross-linking occurs due To-
- a. Hydroxyproline
- b. Lysine and allysine only.
- C.All three molecules as well
- .d. There is no cross-linking in elastin fibers
- .E.Cysteine residues
- Ans : B

- Class switching involves:
- A.Changing the hypervariable region of antibodies.
- B.Changing the constant region of antibodies only.
- C.Changing the variable region of antibodies only.
- d. Changing the B cells that produces the antibodies.
- E.Changing both the variable and constant regions of antibodies.
- Ans :C

- Protofibrils are composed of?
- A. Two protofilaments
- B. Two alpha keratin chains
- C. Two intermediate filaments
- D. Two alpha keratin tetramers
- E. Two coiled coil keratin dimers
- Ans : A

- One of the following is TRUE in regard to carbon monoxide (CO) binding to heme/hemoglobin:
- A. The affinity of oxygen binding to hemoglobin increases when CO is bound to at least one heme of hemoglobin.
- B. CO can form carbamates with hemoglobin.
- C. The affinity of binding of CO to hemoglobin becomes less than that of oxygen's when heme is part of hemoglobin.
- D. Proximal histidine forces CO to form a bent bond with heme.
- E. CO influences the pKa of His146 of the beta chain of hemoglobin.
- Ans : A (THEY BIND AT SAME ACTIVE SITE)

- Which of the following is FALSE considering immunoglobulin classes?
- A- IgG is the first to be released
- B- IgE can activate complement proteins
- C- IgD cannot cross the placenta
- D- IgA is the most abundant in blood
- E- IgM is usually a pentamer
- Ans : A

- The role of the Fc fragment of any antibody molecule is
- A-To detect, bind and precipitate the antigen
- B-To block interactions between host and pathogen
- C-To block the active sites of toxins
- D-To activate intracellular cell signaling molecules
- E -None of the above
- Ans :d

- The order of quantity (largest to smallest) of total immunoglobulin in serum is
- A- IgM, IgA, IgG, IgD, IgE
- B- IgG, IgM, IgA, IgE, IgD
- C- IgG, IgA, IgM, IgE, IgD
- D- IgA, IgM, IgG, IgD, IgE
- E- IgG, IgA, IgM, IgD, IgE
- Ans : E

Plasma proteins PPQ :

- select the one of the following statements that is NOT CORRECT:
- A. Albumin is synthesized as a preproprotein
- .B. Albumin is stabilized by multiple intrachain disulfide bonds
- .C. Albumin is a glycoprotein
- .D. Albumin facilitates the movement of fatty acids through the circulation
- .E. Albumin is the major determinant of plasma osmotic pressure
- .Ans : C

- Select the one of the following statements that is NOT CORRECT:
- A. Wilson disease caused by increased the concentration of the Ceruplasmin in blood
- B. Wilson disease is characterized by copper toxicosis (abnormally high levels of copper).
- C. Wilson's disease is an autosomal recessive genetic disease.
- D. Wilson caused bronzy skin and eyes tissue
- Ans :A

- The functions of plasma albumin are:
- (A) Osmosis
- (B) Transport
- (C) Immunity
- (D) both (A and (B)
- Ans : D

- In one molecule of albumin the number of amino acids is:
- (A) 510
- (B) 585
- (C) 610
- (D) 650
- Ans : b

- Ceruloplasmin is:
- (A) α 1-globulin
- (b) β -globulin
- (c) α 2-globulin
- (D) None of these
- Ans : c

- In the total proteins, the percentage of albumin is about:
- (A) 20-40
- (b) 50-60
- (c) 30-45
- (D) 80-90
- Ans : B

- -Molecular weight of human albumin is about:
- (A) 156,000
- (b) 69,000
- (c) 90,000
- (D) 54,000
- Ans : b

- Albumin is involved in the transport of all of the following except:
- A) Free fatty acids
- B) Aspirin
- C) Steroids
- D) Some cations
- E) Hemoglobin
- Ans: E

- A deficiency in which of the following proteins causes Wilson disease:
- A) Ceruloplasmin
- B) Albumin
- C) C reactive protein
- D) Haptoglobin
- E) Alpha 1 antitrypsin
- Ans : A

- Choose the correctly matched pair of words:
- A) Liver disease - Increased albumin concentration
- B) Bacterial infection - Decreased C reactive protein concentration
- C) Increased alpha 1 antitrypsin concentration -trypsin inactivation
- D) Smoking - oxidation of methionine in elastase
- E) C+D
- Ans : C

- Choose the mismatched pair among the following:
- A) Hemolytic anemia - Elevated Haptoglobin levels
- B) Acute inflammation - Elevated C-reactive protein levels
- C) PiZZ genotype - Decreased activity of Alpha 1 antitrypsin
- D) Down syndrome - Low alpha 1 fetoprotein levels
- E) None of the above
- Ans : A

- True about Prealbumin:
- A) Migrates at a lower speed than albumin in gel electrophoresis
- B) Converted to albumin after cleavage of hexapeptide
- C) Is a sensitive marker of protein malnutrition due to its long half-life
- D) A+B
- E) None of the above
- Ans :E

- Which of the following proteins would you least expect to be initially tagged with an N-terminal signal peptide:
- A) Fibrinogen
- B) Hemoglobin
- C) Albumin
- D) Alpha globulins
- E) Gamma globulins
- Ans : B

- Which plasma protein binds iron?
- A) Fibrinogen
- B) Albumin
- C) Transferrin
- D) Gamma-globulins
- E) Haptoglobin
- Ans : C

- -What is the most abundant plasma protein in normal individuals?
- A)alpha1-antitrypsin
- B)haptoglobin
- C)albumin
- D)gamma globulin
- E)fibrinogen
- Ans : C

- Which major class of plasma proteins is not synthesized in the liver?
- A) alpha1-antitrypsin
- B) haptoglobin
- C) albumin
- D) gamma globulin
- E) fibrinogen
- Ans :D

- Alpha-Thalassemia, one of the following is TRUE
- A- Underproduction of B-globin chains
- B- Hb Bart is produced in the fetus
- C- It is mostly fatal
- D-Except for HbA2 all hemoglobin's will be affected
- E- After the first few months of life, HbH diminishes
- Ans :E

- The normal reference range for total plasma proteins is
- A- 2.5 -4.5 gm dl
- B-6.0-8.0 gm/dl
- C-3.5-5.5 gm/dl
- D->8.0 qm/dl
- E- 4.5-6 gm/dl
- Ans : B

- Plasma proteins classified as albumin (A) and globulins (G) where the lower limit for the normal AG ratio is 0.8, This ratio might fall below 0.8 in:
 - A- Analbuminemia
 - B- Dehydration
 - C- Acute inflammation due to infection
 - D- Chronic inflammation due to infection
 - E- Liver cancer
- Ans :A

- Which of the following protein has a half-life of approximately 48 hours and is also a biomarker for acute hepatic failure or malnutrition?
- A- Albumin
- B- Haptoglobin
- C- Transthyretin
- D- Ceruloplasmin
- E- A and D both
- Ans : C

- Which of the following is NOT transported by Albumin?
- A- Sodium
- B- Lead
- C- Calcium
- D- Copper
- E- Mercury
- Ans : A

- Very important notes about plasma proteins
- :*Ceruloplasmin —> related to copper
- *Haptoglobin —> related to hemoglobin
- *in positive acute phase —> CRP and fibrinogen
- * in negative acute phase —> albumin and prealbumin (transthyretin I3 and I4) and transferrin
- * we can't consider prealbumin the inactive form to albumin , the correct inactive form to albumin is proalbumin

- Enzymes PPQ (most important topic !!)

- According to what you have studied, the best enzyme to investigate for in the third day of infarction is:
- a.Total CK
- b.CK-MB
- c.LDH1/LDH2
- d.LDH1
- e.Total LDH
- Ans : C

- An allosteric interaction between a ligand and a protein is one in which:
 - a. Two different ligands can bind to the same binding site.
 - b. Multiple molecules of the same ligand can bind to the same binding site.
 - c. Binding of a molecule changes the structure of the protein.
 - d. Binding of a small molecule affects binding of additional molecules to the same site.
 - e. Binding of the small ligand to the protein is covalent.
- Ans : C

- Considering the enzyme “Alcohol Dehydrogenase”, what is true?
- a. More than one answer is true
- b. May be referred to as 3.2.1.1
- c. Requires FAD
- d. Requires Se
- e. Requires Zn⁺²
- Ans: E

- One of the following factors does NOT affect the effect of diffusion in enzymatic reactions
- a. Phosphorylation
- b. Temperature
- c. Formation of enzyme complex
- d. Membrane binding of enzyme and substrate
- e. Compartmentalization
- Ans : A (not sure)

- ne of the following is a precursor for the synthesis of FAD
- a.Biotin
- b.Acetyl group
- c.Pantothenic acid
- d.None of the answers is a precursor
- e.Niacin
- Ans : D (its precursor is Flavin = Vit –B2)

- One of the following is NOT true in regards to isozymes
- a.They may have different affinities for their substrate(s)
- b.They may be regulated differently
- c.They may catalyze different reactions using the same substrate
- d.They are produced from different genes
- e.They may function in different tissues
- Ans : C (its same substrare with same product)

- Suppose you have an imaginary reaction catalyzed by the enzyme Medicinase. Repeating the reaction in presence of a competitive inhibitor will:
 - a. Change the K_2 value
 - b. Change the y-intercept on a lineweaver-burk plot
 - c. Change the actual affinity toward the substrate
 - d. Increase the specificity constant
 - e. Change the K_{cat} value
- Ans : C (change the affinity due to change K_m)

- suppose you have different four reactions each is catalyzed by a different enzyme “an oxidoreductase, a lyase, a hydrolase, and an isomerase”. What might be shared in between these four reactions?
- a. The involvement of two substrates and two products
- b. The appearance of a hydroxyl group on a carbon in the product
- c. The appearance of a hydroxyl group on a carbon in the substrate
- d. The occurrence even in the absence of these enzymes
- e. The exergonic nature of the reactions
- Ans : B

- Typically, one of the following characterizes enzymes' active sites
- a. Large active sites usually have two separate, independent sites, catalytic and binding
- b. They possess multiple strong attraction forces to physiological substrates
- c. They are found on enzymes' surface
- d. They possess a minimum of two binding points to substrate
- e. They are comparable in size to the rest of the enzyme's structure
- Ans : A

- You performed an experiment on an enzyme that follows Michaelis-Menten kinetics with a K_m value of $0.50 \mu\text{M}$. Then, the V_{max} of this enzyme:
 - a. Can be achieved at a substrate concentration of $2 \mu\text{M}$
 - b. Does not change in value if substrate concentration is $0 \mu\text{M}$
 - c. Can be achieved at a substrate concentration of $1 \mu\text{M}$
 - d. Can be achieved at a substrate concentration of $1.5 \mu\text{M}$
 - e. Does not change in value if half of the enzyme concentration is used
- Ans : A (substrate conc is way more than K_m)

Which statement is FALSE regarding enzyme activity:

A -The maximum catalytic activity is highly dependent on pH and temperature

B- The reaction rate increases as PH increases until it reaches the maximum

C- The reaction rate increases as temperature increases until it reaches amaximum

D-The reaction rate increases as enzyme concentration increases

E- reaction ate increases as substrate concentration increases until it reaches amaximum V_{max}

.Ans : B (TRICKY QUESTION)

- In cells, the level of activity of an enzyme is naturally regulated over long periods by:
- A- Regulation of the rate of synthesis of the enzyme
- B- Allosteric binding of a small molecule to the enzyme
- C- Covalent modification at that active site of the enzyme
- D- Feedback inhibition of the enzyme
- E- Modulating the k_{cat} of the enzyme
- Ans : A

- When $[S]=0.1 \cdot K_m$ the velocity of enzyme catalyzed reaction is about:
- A- $0.1 V_{max}$
- B- $0.3 V_{max}$
- C- $0.5 V_{max}$
- D- $0.7 V_{max}$
- E- $0.9 V_{max}$
- Ans : A

- The reaction $A+B \rightarrow C$ the rate equation is $= k[A]$, according to what you have studied in the enzymology class, which statement is true:
- A- plot of $[A]$ against time is linear
- B- plot of $[B]$ against time is exponential
- C- the rate depends on concentration of B
- D- the rate depends on concentration of A
- E- the unit of rate equation is $(\text{time})^{-1}$
- Ans : D

- One of the following is a suicide inhibitor
- A – Penicillin
- B- Malathion
- C- Parathion
- D- Sarin
- E- Aspirin
- Ans : A

- Suicide inhibitors are all of the following EXCEPT:
- A - They are drugs that inhibit vital enzymes and are used in suicide attempts of people
- B- They irreversibly bind to the active sites of enzymes
- C- They undergo partial reaction by enzymes
- D- Their structure is similar to the structure of substrate
- E- Their structure is similar to the structure of transition states
- Ans : D

- Binding of the inhibitor diisopropyl fluorophosphate (DFP) to some enzymes acetylcholinesterase:
- A- Is reversible
- B- Occurs at the active site
- C- Increases K_M
- D- Does not affect V_{max}
- E -B and D are both correct
- Ans : B (IN GENERAL , INHIBITORS BIND AT THE ACTIVE SITE)

- According to what you have studied, the best enzyme to Investigate forin the first day of infarction is:
- A-Total LDH
- B- CK-MB
- C- Total CK
- D-LDHI
- E- LDHI/LDH2
- Ans :B

- What exactly does change when a competitive inhibitor is added to an enzyme?
- A- K_{-1} value
- B- K_{cat} value
- C- K_2 value
- D- K_1 value
- E- Y-Intercept on a Line Weaver-Burke plot
- Ans : D (BE CAREFUL THAT $K_2 = K_{cat}^{-1}$)

- A 20-year-old female patient came to the dental clinic complaining of severely gum. The patient informed the dentist that she had multiple spontaneous bleedings from her gums as well as bruises on her lower & upper limbs over the past few months. One of the causes that could lead to her condition is:
 - A- The genetic deficiency of the lysyl oxidase enzyme
 - B- The genetic deficiency of the lysyl hydroxylase enzyme
 - C- The genetic deficiency of prolyl hydroxylase enzyme
 - D- The acquired deficiency of Vitamin C from her diet
 - E- All answers could lead to her condition
- Ans : E (I GUESS , THE QUESTION IS DELETED , CUZ IT'S INCORRECT)

- Which statement is False regarding protein kinase A (PKA)?
- a) Its activity is dependent on cellular levels of cyclic AMP
- b) It has a role in regulating carbohydrates and lipid metabolism
- c) It consists of two regulatory subunits and two catalytic subunits
- d) Phosphorylation of the phosphodiesterase enzyme increases PKA activity
- e) Binding of cAMP causes dislocation of the regulatory subunits
- Ans : D

- All of the following are True regarding aspartate transcarbamoylase(ATCase) Except :
- a) It consists of six catalytic subunits and six regulatory subunits
- b) The allosteric binding sites are located on the catalytic subunits
- c) It displays a cooperative substrate binding behavior
- d) CP inhibits ATCase through a feedback mechanism
- e) ATP is considered an allosteric activator of the enzyme
- Ans : B

- You may define a high value of K_m as:
- a) Low affinity of the enzyme for the substrate
- b) High affinity of the enzyme for the substrate
- c) Low affinity of the substrate for the enzyme
- d) High affinity of the substrate for the enzyme
- e) A and C are both correct
- Ans : A

- The following enzyme (1.1.1.81) might be:
- a) ATP/ADP translocate
- b) Aldolase
- c) Glycosylate reductase
- d) Glycogen phosphorylase kinase
- e) Pepsin
- Ans : C

- A 1-year baby is subjected to the ER with blue colored skin, his parentssaid that the color was for 24 h, no treatments were given to the baby the last 6months, the cause of the blue skin is:
- a) inherited deficiency in methemoglobin reductase
- b) nitrate drugs toxicity
- c) baby can crawl and ingested fertilizer
- D) non of the above
- Ans : C

- Notes :
- All the following is true about heme except
- The oxidized heme spectrometer is about 300 nm
- All the following is true about hemoglobin regulation except
- Hb fetal has higher affinity towards 2,3 BPG compared to adult hemoglobin
- Why do we need hemoglobin
- Because oxygen is insoluble

- One of the following is a precursor for the synthesis of CoA
- a. Biotin
- b. None of the answers is a precursor
- c. Acetyl group
- d. Pantothenic acid
- e. Niacin
- Ans : D

- If you were told that glycogen phosphorylase enzyme is an allosteric enzyme, then:
- a. CAMP activates glycogen phosphorylase directly
- b. Glycogen phosphorylase kinase is an allosteric enzyme as well
- c. Epinephrine binding eventually results in a larger L ratio
- d. No answer is true
- E. Active phosphatase results in more T state of the phosphorylase than the R state
- Ans : E

- Which of the following statements considering hexokinases is TRUE?
- a.Hexokinase I efficiency will decrease dramatically in fasting
- b.The main mechanism of regulation of hexokinase IV (glucokinase) is feedback inhibition
- c.Increasing Hexokinase I or IV concentration increases their K_{cat} value
- d. K_m value is identical for hexokinases I and IV under high substrate concentration
- e.No answer is true
- Ans : E (not sure)

- The rate-limiting step in Kreb's cycle is the step of converting isocitrate into alpha-ketoglutarate by isocitrate dehydrogenase, which releases NADH and CO₂ as products. This enzyme
- a. Can be an abzyme
- b. Might be referred to as 4.1.1.42
- c. Can be a ribozyme
- d. Has a quaternary structure
- e. Requires COA
- Ans : E

- 1 μM solution of glutathione peroxidase is present in solution with its proper substrate and saturating conditions. The product formed at a rate of 0.5 M/s . If the reaction is gone to completion, then:
- a. k_{cat} equals 0.000002 per second
- b. The product concentration is half of that of the substrate
- c. Oxygen is incorporated into the substrate
- d. The product is reduced and water is formed
- e. k_{cat} equals 5 million per second
- Ans: D (my lovely Q's <3 ☹ there is no need to calculate anything)

- Considering the enzyme "Carbonic anhydrase", what is true? (choose the best answer)
- a. May be referred to as 3.2.1.1
- b. Requires Zn^{+2}
- c. More than one answer is true
- d. Requires TPP
- e. Requires Se
- Ans : b

- The following DOES NOT characterize enzymes' active sites
- a. Typically, they look like a pocket, canal, or crevice
- b. They possess multiple weak attraction forces to physiological substrates
- c. Compared to the rest of the enzyme's structure, they are comparable in size
- d. Large active sites usually have two separate, independent sites, catalytic and binding
- e. They possess a minimum of three binding points to substrates
- Ans : C

- One of the following might be in the inactive state
- a.Pepsin
- b.trypsin
- c.thromoin
- D.Ras
- E.fibrin
- Ans : D

- imaginary reaction catalyzed by the enzyme Medicinase has the following values: the association rate constant of E and S into ES is $4/\text{MMs}$, the dissociation rate constant of ES into E and S is $6/\text{s}$, and the dissociation rate constant of ES into E and P is $14/\text{s}$. Accordingly:
- a. The K_m value is close to the physiological range
- b. The specificity constant is larger than one
- c. None of the answers is true
- d. K_{cat} value is close to the catalase enzyme
- e. The actual affinity is very higher
- Ans : b

- if you are shown a figure that illustrates the behavior of a simple enzyme where: (1) the X-axis represents substrate concentration and the Y-axis represents initial reaction rate and (2) shown in the figure are 2 hyperbolic plots, both of which reach the same max value. Then, the figure represents the enzyme: (choose the best answer)
- a. Using different enzyme concentrations
- B. With more than one substrate
- C. Under normal and competitive inhibition effect
- D. Under normal and non-competitive inhibition effect
- E. More than one answer
- Ans : C

- Rate limiting steps are: (choose the best answer)
- a. Usually, not a committed step
- b. Characterized by a low affinity of the substrate toward the enzyme's active site
- c. More than one answer is true
- d. Usually requiring a high amount of energy
- e. reversible RXN
- Ans : c (b+d are correct)

- You performed an experiment on an enzyme that follows Michaelis-Menten kinetics with a K_m value of $0.01 \mu\text{M}$. The velocity of this enzyme at a substrate concentration of $10 \mu\text{M}$ is approximately at:
 - a. 90% of V_{max}
 - B. 0.0001 of V_{max}
 - c. 50% of V_{max}
 - d. its V_{max}
 - e. 33% of V_{max}
- Ans : D

- To which class of enzyme does an enzyme that catalyzes this reaction ($A+B+ATP \rightarrow A-B+ADP +P_i$) belong?
- A. Oxidoreductase
- B. Hydrolase
- C. Ligase
- D. Lyase
- E. Transferase
- Ans : C

- The reason why enzymes need to bind to substrates at, at least, three points is:
- A. To ensure high affinity of binding.
- B. To catalyze reaction faster.
- C. To differentiate isomers of substrates.
- D. To allow binding to more than one substrate.
- E. To allow for electron rearrangement of substrates
- .Ans : C

- The phosphate groups of thiamin pyrophosphate and ATP requires this to bind to activesites of enzymes:
- A.They do not need a mediator
- .B.Coenzyme A
- C.Zinc ion
- D.FADH₂ or NADH
- E.Magnesium ion
- Ans : E

- Lactate dehydrogenases 1 (all H) and 5 (all M) differ in all of the following EXCEPT:
- a. Tissue distribution
- B. Isoelectric point
- C. Regulation
- d. Substrate preference
- E. Overall quaternary structure
- Ans : E

- An enzyme inhibitor binds to a regulatory site and alters the active site preventing the substrate from binding. What is true about this inhibitor?
- A. It decreases both K_m and V_{max} .
- B. It is a non-competitive inhibitor.
- C. It increases K_m and decreases V_{max} .
- D. It is a suicide inhibitor.
- E. It is an uncompetitive inhibitor.
- Ans : B

- One of the following is NOT true in regard to small monomeric G proteins:
- A.They are active when GTP replaces GDP
- B.GTP-exchange factors activate the proteins.
- C.GTPase activating proteins inhibit these proteins.
- D.GDP dissociation inhibitors are activators of the proteins.
- E.They get inactivated when GTP is released and replaced by GDP
- .Ans :E

- One of the following is NOT true in regard to rate-limiting reactions
- A.They are reversible.
- B.They are driven by highly regulated enzymes.
- C.They are driven by consuming energy.
- d. They are slow reactions.
- e. They are driven by enzymes with relatively low affinity to their substrates.
- Ans : A

Protein purification PPQ :

- How many bands would be produced when IgG is subjected to denaturing, reducing SDS-PAGE?
- a.2
- b.3
- c.No bands will be detected
- d.
- 4e.1
- Ans : A (but if the question asks about Hb , the answer will be 1)

- In anionic exchange chromatography, if the pH of the mobile phase is 7. Which of the following sets of amino acids would be eluted (in order)?
- a. Glu, Asp
- b. His, Lys, Arg
- c. No answer describes the correct elution order
- d. Asp, Glu
- e. Arg, Lys, His
- Ans : A (the pI of Glu is Larger than pI of Asp \square will be eluted firstly because its less negative than Asp)

- Starting from a crude sample, you have purified an enzyme using dialysis. Upon running SDS-PAGE electrophoresis, there were 2 bands; one at 70 KDa and the other is at 10 KDa. Under reducing conditions, there were also two bands, one at 35 KDa and the other at 10 KDa. What does that tell you about the structure of the enzyme?
- a. The enzyme might be a homodimer
- b. The enzyme might be a heterotetramer
- c. The enzyme might be composed of a single subunit of 80 Kda
- d. The enzyme might be a heterotrimer
- e. The enzyme might be composed of a single subunit of 70 KDa
- Ans : D

- Theoretically, sickled hemoglobin, compared to normal hemoglobin, is characterized by (choose the best answer):
- a. Can be separated from normal hemoglobin using dialysis
- b. Can be separated from normal hemoglobin using affinity chromatography
- c. Having a different isoelectric point
- d. Lower affinity towards other sickled hemoglobin molecules
- e. Different banding pattern for all bands in SDS-PAGE electrophoresis
- Ans :E (very important)

- Treatment of the pentapeptide with cyanobromide generated two peptides, one is positively charged at pH 7 and another that is negatively charged at pH 7. Based on this, one of the following is a valid prediction of the peptide
- a.Phe-Lys-Val-Met-Asp
- b.Phe-Pro-Met-Val-Asp
- c.Val-Met-Asp-Phe-Lys
- d.Lys-Phe-Met-Asp-Val
- e.Lys-Asp-Met-Phe-Val
- Ans : D

- In cation exchange chromatography , if the $\text{pH} = 8$, which of the following amino acids would be fully eluted ?
- a histidine
- b.Arginine
- c.Tyrosine
- d.Aspartic acid
- e.Cysteine
- Ans : B

- In molecular sieve chromatography
- a. The higher the solubility of the protein is, the later it elutes
- b. The output of elution is very crude
- c. The higher the molecular weight of the protein is, the later it elutes
- d. The protein to be purified is originally included in the stationary phase
- e. The molecular weight of the eluted proteins can be estimated
- Ans : E

- If you were told that chymotrypsin action on a decapeptide does not result in hydrolysis of that peptide Then, which of the following sequences might be part of the decapeptide?
- a. Ala-Thr-Asn-Phe
- B. All peptides might be part of the decapeptides
- c. Ile-Tyr-Pro-His-Gly
- d. Arg-Asp-Gln-Trp
- e. Ser-Cys-Tyr-Pro
- Ans : B

- Starting from a crude sample, you have purified an enzyme using dialysis. Upon running SDS-PAGE electrophoresis, there were 2 bands; one at 60 KDa and the other was at 20 KDa. Under reducing conditions, there were also two bands, one at 40 KDa and the other at 20 KDa. What does that tell you about the structure of the enzyme?
- a. The enzyme might be a heterotetramer
- b. The enzyme might be a heterotrimer
- c. The enzyme might be a homodimer
- d. The enzyme might be composed of a single subunit of 20 Kda
- e. The enzyme might be composed of a single subunit of 60KDa
- Ans : B

- You have the following sequence of a peptide "Arg-Pro-Asp-Lys-Arg-Cys-Trp-Tyr-Lys-Arg". After treating this peptide with trypsin, how many peptide fragments
- a. Cannot be guessed
- b. 1
- c. 4
- d. 3
- e. 2
- Ans : E (again , doc asked about peptide ..)

- Treatment of a peptide with trypsin generates a dipeptide that is positively charged at pH 7. Further treatment of this peptide with chymotrypsin generates two single amino acids. The dipeptide is:
- A. Asp- Lys
- B. Val- Met
- C. Arg- Pro
- D. Gly-Val
- E. Phe-Lys
- Ans: E

- This technique is NOT dependent on size of molecules
- .A.Polyacrylamide gel electrophoresis
- b. Dialysis
- C.Two-dimensional gel electrophoresis
- D.Isoelectric focusing
- E.Gel filtration chromatography
- Ans : D

- You have the following molecules: glycine, aspartate, sucrose, collagen, and hemoglobin. One of these statements is NOT correct:
- A. Aspartate is eluted first from anionic exchange chromatography.
- b. Concanavalin A-bound beads in affinity chromatography can be used to purify sucrose.
- c. Dialysis can be used to isolate collagen and hemoglobin from the other molecules.
- d. Sucrose does not bind to beads of cationic exchange chromatography.
- E. Glycine comes out last in size exclusion chromatography.
- Ans : A



Past Papers (2021 & 2022)

Dentistry past papers



BioChemistry 021

Collected by: Lujain Alhadeed

Written by: Heba Sweileh

Q1: What is the co-factor that is used in glutathione peroxide?

- a) Manganese
- b) Zinc
- c) Iodine
- d) Selenium
- e) Cobalt

Q2: What is the unit of K in a zero order reaction ?

- a) Time⁻¹
- b) conc/time
- c) mol
- d) Mol/L
- e) velocity/(conc.)²

Q3: What is the protein technique that is used in the pregnancy test ?

- a) isoelectric focusing
- b) Affinity chromatography
- c) Dialysis

d) ELISA

Q4: Which of the following is a covalent inhibitor?

- a) ALDH
- b) Hexokinase
- c) penicillin
- d) Amoxicillin

Q5: The amino acid that contains Nitrogen in its structure is:

- a) Phenylalanine
- b) Glutamate
- c) Valine
- d) Tyrosine
- e) Proline

Q6: What is the next step after rupturing the cell:

- a) Salting out
- b) Centrifugation
- c) Salting in
- d) Electrophoresis
- e) Sonication

Q7: Niacin is required for this enzyme:

- a) Carbonic anhydrase
- b) Hexokinase
- c) Carboxypeptidase

- d) Superoxide dismutase
- e) Oxidoreductase

Q8: high percentage of Jordan population have a mutated gene causing decreased production of B-globin, although it's asymptomatic, which type of hemoglobinopathies is this?

- a) Sickle cell anemia
- b) Hereditary persistence of fetal hemoglobin
- c) B-thalassemia minor
- d) Silent carrier

Q9: Elastin helix segment is rich in:

- a) Proline and glycine
- b) sulfur
- c) Glycosylated A.A
- d) Hydroxylysine and lysine
- e) Cysteine

Q10: calculate the change in the free energy (ΔG) after adding an inhibiting enzyme (conc= 1×10^{-5}), product conc(5×10^{-5}) / reactants conc(3×10^{-5}):

- a) 0
- b) 2×10^{-5}
- c) 3×10^{-5}
- d) 1×10^{-5}

Q11: Analbuminemia causes decrease in albumin production that will cause decreasing oncotic pressure which will lead to edema, this disease is caused by?

- a) Nephrotic syndrome
- b) Dehydration
- c) Autosomal recessive inheritance
- d) Cirrhosis

Q12: the main function of myoglobin is:

- a) Storage
- b) Help in enzyme regulation
- c) Electron carrier

Q13: the V_o/V_{max} ration when $\{S=4\}$ and $\{K_m=1\}$ is

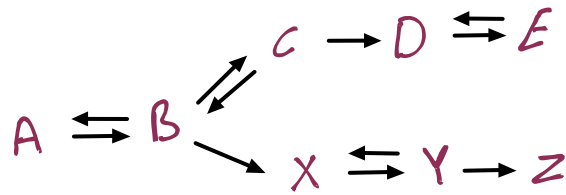
- a) 1.25
- b) 4
- c) 0.25
- d) 4/5

Q14: with comparison of K_d and K_m :

- a) K_m value never less than K_d
- b) K_m value is always less than K_d
- c) K_m equals K_d
- d) K_m is the true measurement of affinity

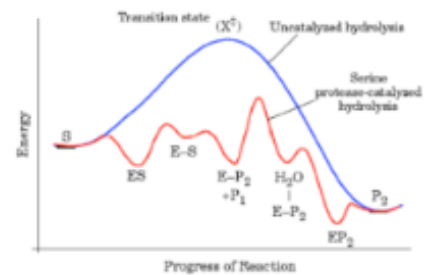
Q15: what is the first committed step of this reaction ?

- a) B-X
- b) B-C
- c) A-B
- d) D-E



Q16: how many intermediates is involved in this reaction and which one of them is considered as the activation energy?

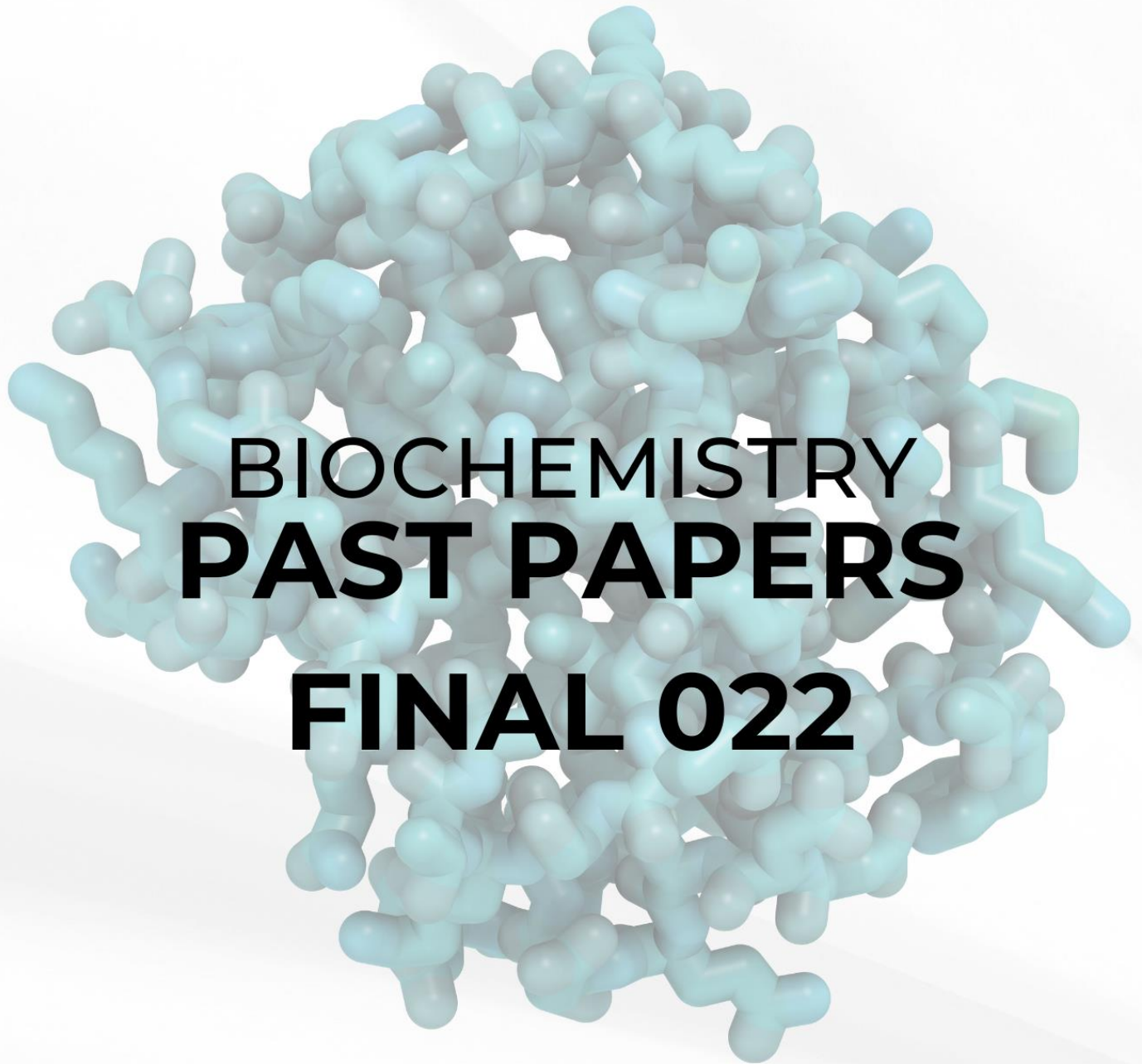
- a) 5, the highest one
- b) 4, the lowest one
- c) 4, the highest one
- d) 8, the highest one
- e) 5, the lowest one



Missing Question ☺

- Kcat / turnover and calculation related to enzyme Kinetics
- Ph /affinity chemography related to protein techniques
- Sickle cell anemia / HbS affinity
- Sickle cell anemia caused by a change in the primary structure (A.A sequence)

1) d	2) b	3) d	4) c	5) a/d	6) b	7) d	8) c
9) a	10) b	11) c	12) a	13) d	14) b	15) a	16) a



COLLECTED BY: AMR RAED

CORRECTED BY: MAYS ABU SARA

- 1) Which of the following tends to disrupt β sheets?
 - a) Proline
 - b) Phenylalanine
 - c) Tryptophan
 - d) Tyrosine
 - e) Alanine

- 2) True about collagen?
 - a) Rich in lysine and proline
 - b) Oxidation of lysine for cross linking
 - c) The primary structure is Pro-X-Y
 - d) Collagen IV is found in bones
 - e) Collagen I is found in cartilages

- 3) A feature about CPK-MB Re-infarction?
 - a) increased total CPK must diagnose acute infarction
 - b) if the CPK-MB is high after 3 days of chest pain, it doesn't mean Reinfarction
 - c) Decline level after first infarction

- 4) Competitive inhibitors compared to non-competitive inhibitors:
 - a) Higher Y intersect
 - b) Stronger effect on V_{max}
 - c) Smaller K_{cat}
 - d) structurally dissimilar to the substrate.
 - e) Higher K_m

- 5) At pH=8.2, which of the following migrates the slowest?
 - a) Gamma proteins
 - b) α_1 globulins
 - c) α_2 globulins
 - d) albumin
 - e) prealbumin

6) which of the following is pure fraction of plasma proteins?

- a) α 1 globulins
- b) α 2 globulins
- c) albumin
- d) Gamma proteins
- e) Prealbumin

7) 2D electrophoresis depends on:

- a) P_i
- b) Charge and size
- c) Size
- d) Solubility
- e) Hydrophilicity

8) Determining protein structure in an aqueous solution:

- a) X- ray
- b) Electrophoresis
- c) NMR
- d) 2D
- e) ELISA

9) False about β turns?

- a) Compact
- b) U shaped
- c) Secondary structures
- d) Also known as Hairpin bend
- e) Carbonyl C of one residue is H-bonded to the amide proton of a residue 4 residues away.

10) the protein part that bonded to non-protein part is called?

- a) Cofactor
- b) Apoenzyme
- c) Holoenzyme
- d) Coenzyme

- 11) Extreme pH disrupts:
- a) Electrostatic and hydrogen bonds
 - b) hydrophobic interactions
 - c) covalent bonds
 - d) electrostatic bonds only
 - e) hydrogen bonds only
- 12) Which of the following is supposed to be at the active sites?
- a) Ala, Val , Thr
 - b) Phy, Ser, Gly
 - c) Lys, Thr, Asp
 - d) Val, Asp, Gly
 - e) Asp, Thr, leu
- 13) the 100 Kd sample is mixed with urea and mercaptoethanol, giving two bands in electrophoresis, 50 Kd and 25 Kd, the sample might be:
- a) Trimer with identical subunits
 - b) Dimer
 - c) Tetramer
 - d) Trimer
 - e) pentamer
- 14) Which of the following is Acute phase proteins:
- a) prealbumin
 - b) albumin
 - c) CRP
 - d) transferrin
 - e) cytokines
- 15) Immunoglobulin molecules that have different variable domains on both their light chains and heavy are:
- a) idiotypes
 - b) allotypes

- c) isotypes
- d) hybridoma
- e) monoclonal

16) Which of the following is covalent inhibitor?

- a) allopurinol
- b) methotrexate
- c) gas sarin
- d) lead
- e) penicillin

17) how much peptide fragments will result, if you use chymotrypsin in the following sample:

pro-ala-leu-phy-val-arg-lys-trp-phe-ser-leu-gly-val

- a) 2
- b) 3
- c) 4
- d) 1
- e) we cannot determine

18) In the ELISA experiment, neglecting to introduce the secondary antibodies by the experimenter may lead to certain consequences or outcomes, which of the following is supposed to be?

- a) the experiment will not be affected
- b) the antigens will be linked
- c) cannot determine
- d) no color will be seen

19) the best description of primary structure of proteins?

- a) 3D structure
- b) electrostatic bonds between R chains
- c) they are motifs and domains
- d) amino acids sequence
- e) hydrogen bonds between backbone

- 20) In enzyme-catalyzed reactions exhibiting zero-order kinetics, why is the graph of reaction rate against substrate concentration linear?
- a) The enzyme's catalytic activity is inhibited by the substrate.
 - b) The enzyme-substrate complex is rapidly formed and degraded.
 - c) active sites of enzymes are not occupied
 - d) high concentration of substrate
- 21) which type of the antibodies is related to saliva and mucus ?
- a) IgM
 - b) IgG
 - c) IgD
 - d) IgE
 - e) IgA
- 22) which plasma protein decreased in Down's syndrome?
- a) CRP
 - b) Transferrin
 - c) haptoglobin
 - d) ceruloplasmin
 - e) Fetoprotein (AFP)
- 23) lactate dehydrogenase will transfer hydride ion into:
- a) lactate
 - b) pyruvate
 - c) NAD⁺
 - d) FMN
 - e) FADH
- 24) Bohr effect is related to:
- a) CO₂
 - b) O₂
 - c) CO
 - d) H⁺
 - e) Cl⁻

25) the resilience in elastic fibers is due to:

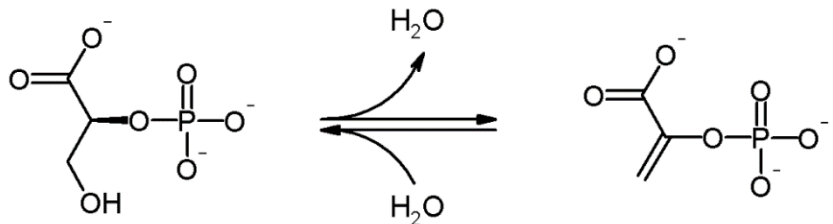
- a) hydrogen bonds
- b) electrostatic interactions
- c) covalent bonds
- d) hydrophobic interactions

26) what is true about sickle red blood cells? HbS

- a) it is caused by change of amino acid in the 6th position of α globin (glu to val)
- b) the hemoglobin is designated as $\alpha_2\beta_2$
- c) life span of RBCs is 120 days
- d) increased pCO₂ will decrease sickling
- e) it is surface mutation

27) which type of enzyme will be in this reaction?

- a) lyase
- b) ligase
- c) transferase
- d) translocase
- e) hydrogenase

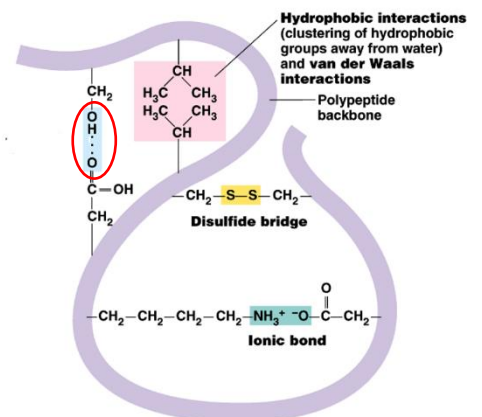


28) which of the following prefers T-state?

- a) Hb Cowtown
- b) Hb Yakima
- c) Hb Kansas
- d) Hb near to lungs
- e) Hb with increased concentration of CO

29) the red circle is:

- a) electrostatic bond between asp and lys
- b) electrostatic bond between asp and ser
- c) hydrogen bond between asp and lys
- d) hydrogen bond between asp and ser
- e) hydrophobic bond between ala and val



30) in the feedback inhibition, which of the following is correct?

- a) the first substance will affect the final product
- b) the last and the mid substances will affect the first substance
- c) the last substance only will affect the first substance
- d) the mid substances only will affect the first substance
- e) none of the above

31) hypervariable regions contain:

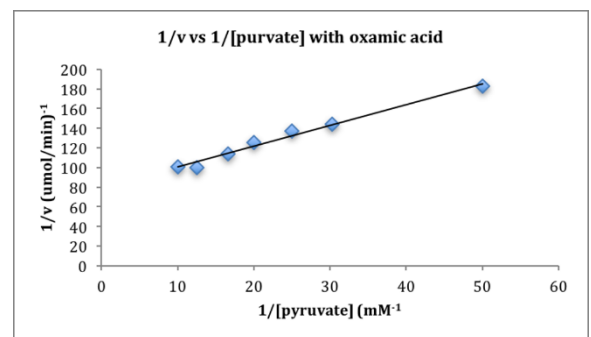
- a) turns
- b) loops
- c) beta sheets
- d) alpha helices
- e) motifs

32) which of the following is false about ribozymes:

- a) Ribozymes can function as enzymes, facilitating various cellular processes.
- b) Involved in protein synthesis
- c) The catalytic RNAs is less effective than protein enzyme
- d) Presence of protein subunits with RNAs molecules enhance the efficiency
- e) Telomer is an example of them

33) The slope in this graph represents?

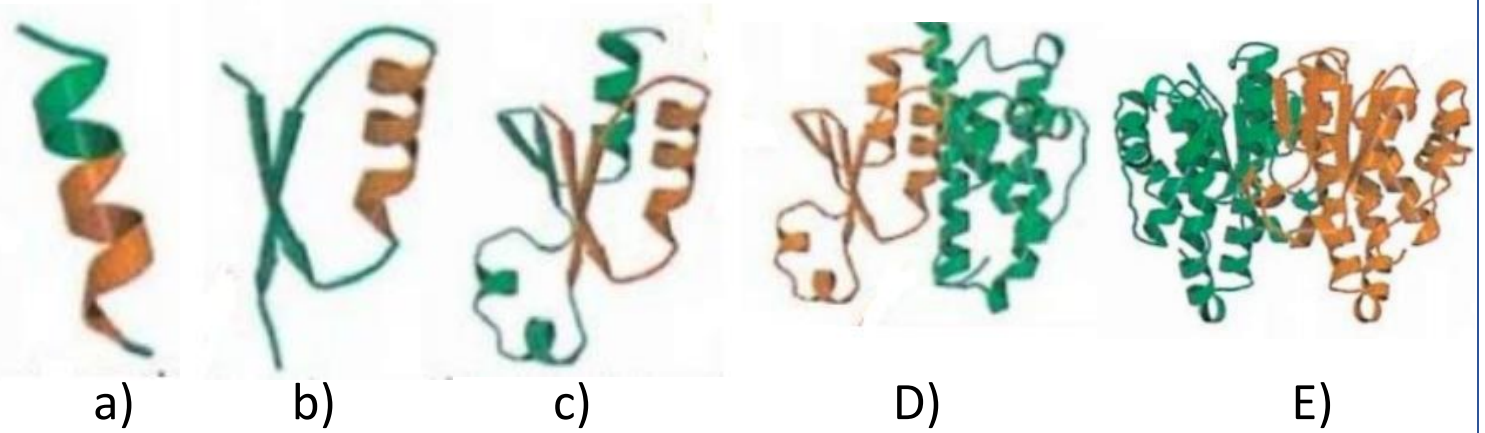
- a) V_{max}
- b) $1/V_{max}$
- c) K_m/V_{max}
- d) V_{max}/K_m
- e) $1/k_m$



34) Which of the following represents Aminopeptidase enzyme?

- a) (2,3,5,6)
- b) (1,9,3,7)
- c) (6,5,5,4)
- d) (3,11,4,7)
- e) (4,3,5,6)

35) Which of the following pictures represents **tertiary** structure of proteins?



36) The coenzyme that its source is thiamine (B1), it is involved in?

- a) Carboxylation
- b) Dehydration
- c) Decarboxylation
- d) Dehydrogenation
- e) Hydrogenation

37) the difference between fetal and maternal hemoglobin?

- a) The maternal Hb is more affinity toward O₂
- b) The fetal Hb is more affinity toward O₂
- c) The fetal Hb is $\alpha_2\text{-}\beta_2$
- d) The maternal Hb is α_4
- e) No difference

38) SDS role:

- a) Renaturation and makes +ve charge
- b) Renaturation and makes -ve charge
- c) Denaturation and makes -ve charge
- d) denaturation and makes +ve charge

39) What is the turnover number of the enzyme having concentration 5×10^1 mol/s and 1 mg, if you know that its MW is 10^4

- a) 5×10^2 c) 10^5 e) 10^{-5}
- b) 5×10^{-5} d) 5×10^5

40) according to these info, which of the following is correct?

Enzyme	1	2	3
K _m	0.1	0.2	0.3
K _{cat}	2	3	4

- a) enzyme 1 has highest V_{max}
- b) enzyme 2 has lowest affinity
- c) all enzymes have same V_{max}
- d) enzyme 3 is the most efficient enzyme
- e) Enzyme 1 has the best specificity constant

ANSWERS

1)a	2)b	3)c	4)e	5)a
6)c	7)b	8)c	9)e	10)b
11)a	12)c	13)d	14)c	15)a
16)c	17)b	18)d	19)d	20)d
21)e	22)e	23)c	24)d	25)d
26)e	27)a	28)c	29)d	30)c
31)b	32)e	33)c	34)d	35)d
36)c	37)b	38)c	39)d	40)e



فريق دوبامين العلمي

سبحانك اللهم وبحمدك، نشهد أن لا إله إلا أنت، نستغفرك ونتوب إليك.



Scan the code to provide any feedback or report a mistake.