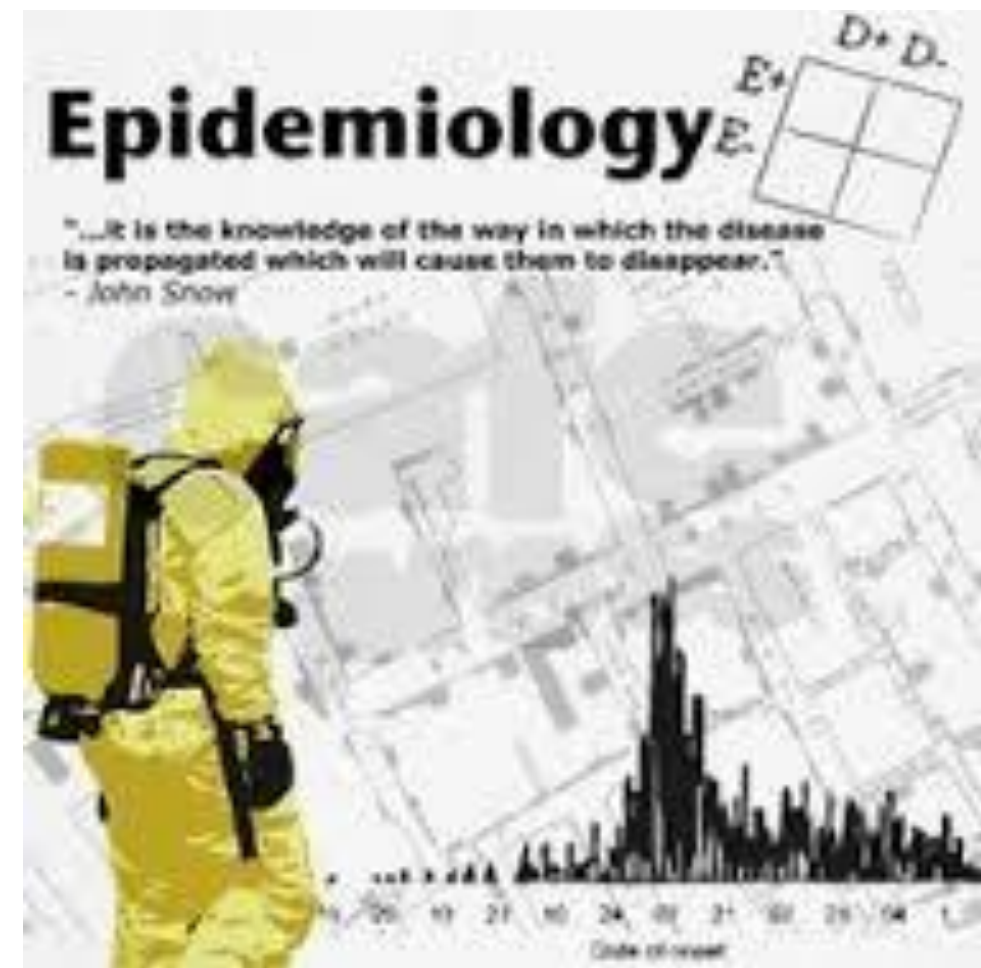


Introduction to Epidemiology

[Original slides link](#)



Dr. Sireen Alkhalidi, BDS, MPH, DrPH
Community Medicine, first semester 2024/ 2025
School of Medicine, The University of Jordan



Lecture Contents....

1. Epidemiology defined.
2. The components of epidemiology
3. Major examples of epidemiologic investigations.
4. History of epidemiology



Definitions...

Epidemiology is a core science of public health.

Public health

The science & art of

Preventing disease,
prolonging life, and
promoting health & efficiency
through organized community effort

(Winslow, 1920)



Definitions

Health: A state of complete physical, mental and social well-being and not merely the absence of disease or infirmity (WHO,1948)

Disease: A physiological or psychological dysfunction. (Literally, disease, the opposite of ease, when something is wrong with a bodily function).

Illness: A subjective state of not being well (subjective state of a person who feels aware of not being well)

Sickness: A state of social dysfunction (i.e., a role that the individual assumes when ill).



Definitions

Epidemiology

The science of the mass phenomena of infectious diseases or the natural history of infectious diseases. (Frost 1927)

The science of infective diseases, their prime causes, propagation and prevention. (Stallbrass 1931.)



Definitions...

Epidemiology

“The study of the distribution and determinants of health-related states or events in specified populations, and the application of the study to the control of health problems”.

(J.M. Last 1988)



Epidemiology as a Science and a Method

Epi- demio- logy: The word itself comes from the Greek epi, demos, and Logos.....

literally translated it means the study (logos) of what is upon or among (epi) the people (demos).

Epidemiology: the science of the study of epidemics

It is the scientific method of disease investigation – Typically, it involves the disciplines of **biostatistics** and **medicine**.



John Snow (1813–1858)

- An English physician and modern-day father of epidemiology
- He used scientific methods to identify the cause of the epidemic of cholera in London in 1854
- He believed that it was the water pump on Broad Street that was responsible for the disease
 - The removal of the pump handle ended the outbreak



Photo source of two color images: Sukon Kanchanaraksa

Photo source of portrait: <http://www.ph.ucla.edu/epi/snow/fatherofepidemiology.html>. Public Domain

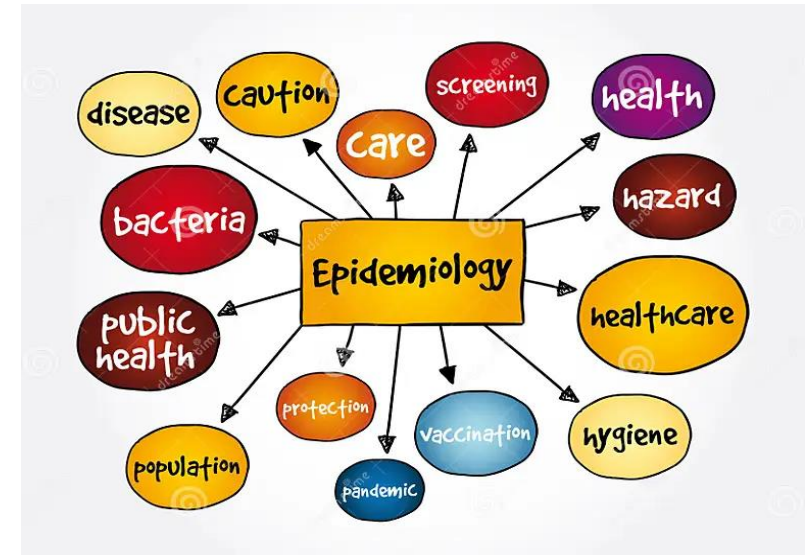


Components of the definition

Study: Systematic collection, analysis and interpretation of data

Epidemiology involves collection, analysis and interpretation of health related data

Epidemiology is a science.



Components of epidemiology

Distribution: Epidemiology is concerned with the frequency and pattern of health events in a population:

Frequency: A core characteristic of epidemiology is to measure the frequency (number of cases) of diseases, disability or death in a specified population.

It also refers to the relationship of that number to the size of the population.

This falls in the domain of biostatistics, which is a basic tool of epidemiology.




Components of epidemiology

Disease frequency:

E.g. Prevalence, Incidence rates, Death rate etc.

These rates are essential for comparing the disease frequency in different populations or sub groups of the same population

(rate: number of cases occurring during a specific period; always dependent on the size of the population during that period).



Components of epidemiology

Distribution..... The study of the **pattern** of an event by person, place and time.

Epidemiology studies distribution of diseases among subgroups of the population, in different geographic areas, and also any increase or decrease over time.

It answers the question who, where and when? This is descriptive epidemiology.

An important outcome of this step is formulation of etiological hypothesis



PERSON DISTRIBUTION

- In descriptive studies disease is further characterized by defining the **persons** who develop the disease by age, gender, ethnicity, occupation, marital status, habits, social class & other host factors.
- These host factors help us to understand the natural history of disease.



PLACE DISTRIBUTION

- Study of the geography of the disease (geographical pathology) is one of the important dimensions of epidemiology.
- With the geographical pathology we learn the differences in disease patterns between two geographical areas (e.g. international, national, or urban/rural differences).
- These variations may be due to variations in population density, social class, deficiencies in health services, levels of sanitation, education & environmental factors.



TIME DISTRIBUTION

- The pattern of a disease may be described by the time of occurrence
- The occurrence of disease changes over time.
- Some of these changes occur regularly, while others are unpredictable.
- Two diseases that occur during the same **season** each year include influenza (winter) and West Nile virus infection (August– September).
- In contrast, diseases such as hepatitis B and salmonellosis can occur at any time.
- **Day** of the week or **time of the day** may be important.



TIME DISTRIBUTION

Epidemiologists have identified three kinds of time trends or fluctuations in disease occurrence:

1. Short term fluctuation: Single (one incubation period and one peak)(e.g. food poisoning)

or multiple or continuous exposure (well of contaminated water-cholera)

Minamata disease in Japan??

2. Periodic fluctuation:

Seasonal: GI infection in Summer

Cyclic: Human coronavirus every 7-10 years..antigenic variations. (e.g. SARS-CoV in 2003, MERS-CoV in 2012, SARS-CoV-2 (COVID-19) in 2019).

3. Long-term or Secular trend (e.g. CVD, lung cancer)



Components of the Definition of Epidemiology

Determinants:

Factors the presence/absence of which affect the occurrence and level of a health event (Risk Factor).

Epidemiology studies what determines or influences health events:

- ✓ It answers the question: how and why?
- ✓ Epidemiology analyzes health events “analytical epidemiology”. Here we test a hypothesis to prove right or wrong.
- ✓ Analytical strategies help in developing scientifically sound health programmes, interventions & policies.



Components...

Health-related states and events

Epidemiology is not only the study of diseases.

It studies **Health, Disease and Injury**.

The focus of Epidemiology is not only patients' health as individuals, but anything in the environment that may affect their health and well-being in any way.

- ✓ It studies all health related conditions
- ✓ Epidemiology is a broad science



Components...

Specified population

Epidemiology diagnoses and prevents disease in communities/ populations

- ✓ The unit of study is a population (groups of people)
- ✓ Clinical medicine diagnoses and treats patients after they get sick and go seek physician's help.
- ✓ Epidemiology is a basic science of public health.



Components...

Application

Epidemiological studies have direct and practical applications for prevention of diseases & promotion of health

- ✓ Epidemiology is a science and practice
- ✓ Epidemiology is an applied science

Epidemiology provides data essential to the planning, implementation & evaluation of services for the prevention, control & treatment of disease.



Objectives of Epidemiology

- Investigate the etiology of disease and modes of transmission
- Determine the extent of disease problems in the community
- Study the natural history and prognosis of disease
- Evaluate both existing and new preventive and therapeutic measures and modes of health care delivery
- Provide a foundation for developing public policy and regulatory decisions

Definition of Endemic, Epidemic, and Pandemic

- **Endemic**

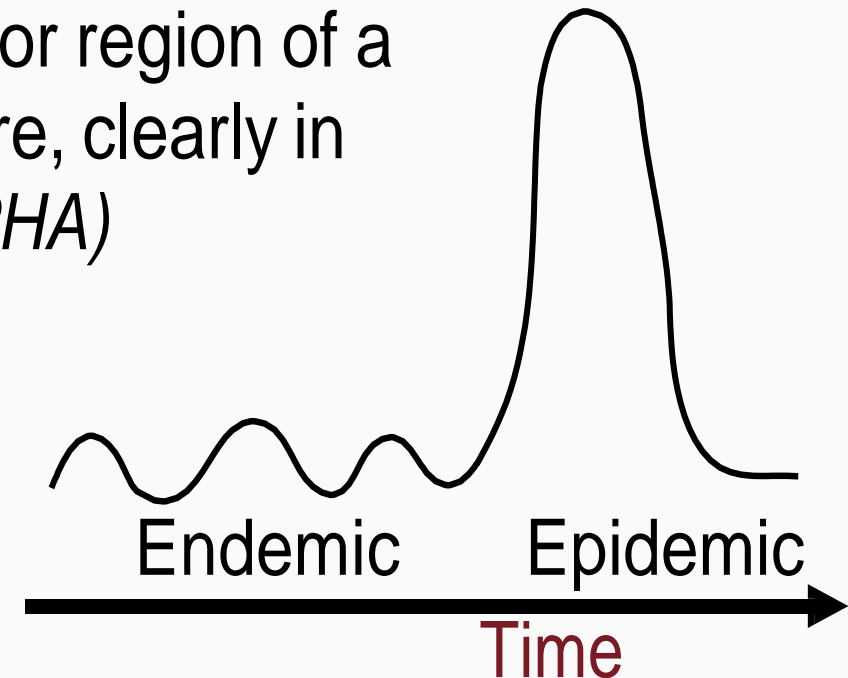
- The habitual presence of a disease within a given geographic area
- May also refer to the usual prevalence of a given disease within such an area (*APHA*)

- **Epidemic**

- The occurrence in a community or region of a group of illnesses of similar nature, clearly in excess of normal expectancy (*APHA*)
- Outbreak

- **Pandemic**

- A worldwide epidemic



Epidemiology

In Epidemiology, we ask the following questions related to the **health event**:

What is the event? (The Health problem).

What is the magnitude?

Where did it happen ?

When did it happen?

Who is affected?

Why did it happen?



Common Steps in the Epidemiologic Approach

The steps in the epidemiologic approach to study a problem of disease etiology are:

- Perform an initial observation to confirm the outbreak
- Define the disease
- Describe the disease by time, place, and person
- Create a hypothesis as to the possible etiologic factors
- Conduct analytic studies
- Summarize the findings
- Recommend and communicate the interventions or preventative programs

Epidemiology

In Epidemiology, we ask the following questions related to the **health action**:

- What can be done to reduce this problem and its consequences?
- How can it be prevented in future?
- What action should be taken by the community?
By whom should these activities be carried out?

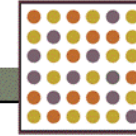


Sources of information (data) in Epidemiology

- Registration of births, deaths and diseases
- Population censuses
- Routine health information systems
- Surveillance
- Investigation of epidemics
- Sample surveys

The Five Ws of Epidemiologic Studies

The Five Ws of Epidemiology Studies



- What = Clinical
 - Who = Person
 - Where = Place
 - When = Time
- } Descriptive Epidemiology

-
- Why / How = Causes
Risk factors
Modes of transmission
- } Analytic Epidemiology



EPIDEMIC CURVE

