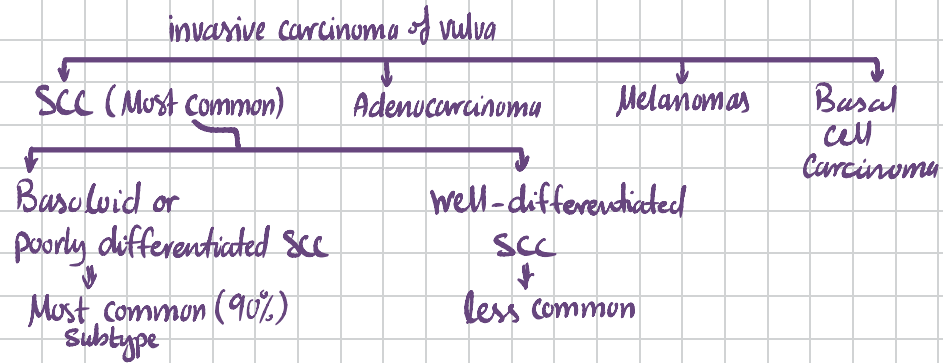


# Lec 1: Pathology of lower FGT

→ Non neoplastic diseases are more common than Neoplastic

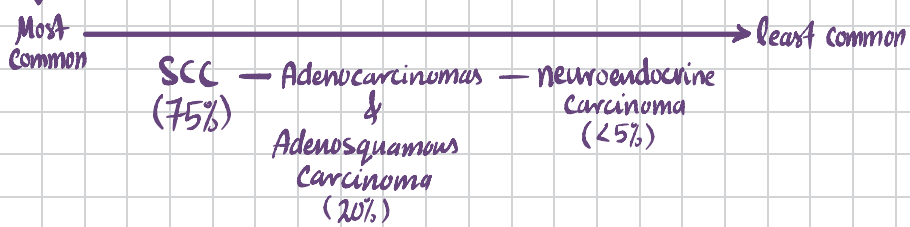
↳ Squamous cell carcinoma is the most common one (SCC)



HPV → common sexually transmitted infxn of genital tract

HPV(16,18,31,45) → The Majority of precancerous lesions & Invasive Anogenital Cancers causes

↳ Cervical diseases → Most frequent Cancer in women




## Lec 2: Uterine pathology

- Endometrial carcinoma → The most common cancer in female Genital Tract
- Leiomyoma → Most common Benign tumor in females (30-50% during Reproductive life)
- Leiomyosarcoma → has common recurrence & Metastasis

# Lec 3: Ovarian pathology → for all ovarian tumors → Malignant tumors are usually discovered in Advanced stages

⇒ Ovarian neoplastic diseases → 5<sup>th</sup> most common cancer in women  
 → 5<sup>th</sup> leading cause of death in women

- Epithelial ovarian neoplasms → The Majority of Ovarian tumors (65-70%) — Germ cell & sex cord-stromal cell tumors are less frequent  
 ↳ In their malignant form → 90% of ovarian cancers  
 ↳ Many of them are Benign



- fallopian tube is the most common site for Ectopic pregnancy
- Tubal malignancy → Most common histologic type is serous carcinoma

# Lec 4: Trophoblastic pathology

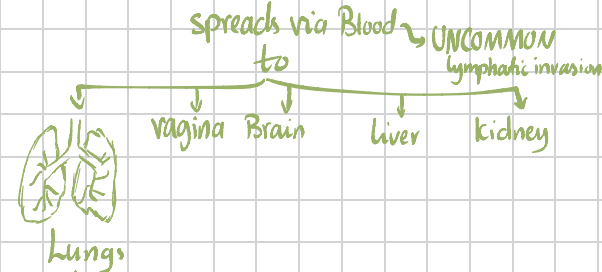
## Trophoblastic diseases

### Hydatidiform Mole

- common at age (<20 & >40)
- Higher Incidence in Asia

### Gestational Choriocarcinoma

- Greater Risk (<20 & >40)
- Common in Asia & Africa
- 50% Arise from (complete hydatidiform moles)



Most frequent site for Metastasis (50%)